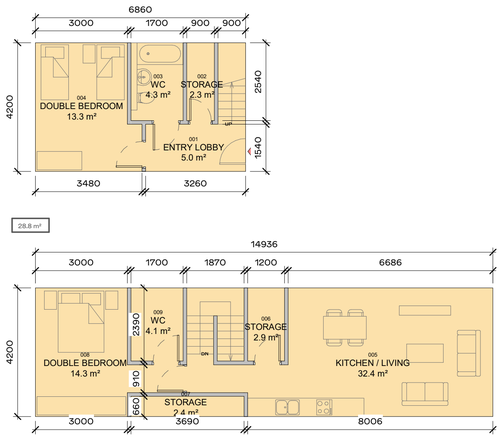

1 APARTMENT TYPE - 2B-DX1A
1:100

APARTMENT TYPE - 2B-DX1A

NO.	NAME	AREA
001	ENTRY LOBBY	5.0 m²
002	STORAGE	2.3 m²
003	WC	4.3 m²
004	DOUBLE BEDROOM	13.3 m²
005	KITCHEN / LIVING	32.4 m²
006	STORAGE	2.9 m²
007	STORAGE	2.4 m²
008	DOUBLE BEDROOM	14.3 m²
009	WC	4.1 m²

APARTMENT TOTAL AREA
91.5 m²

2 APARTMENT TYPE - 3B-DX1A
1:100

APARTMENT TYPE - 3B-DX1A

NO.	NAME	AREA
001	ENTRY LOBBY	4.8 m²
002	STORAGE	2.9 m²
003	STORAGE	2.3 m²
004	WC	4.3 m²
005	TWIN BEDROOM	16.8 m²
006	STORAGE	2.9 m²
007	WC	3.7 m²
008	TWIN BEDROOM	14.4 m²
009	DOUBLE BEDROOM	19.8 m²
010	EN-SUITE	3.9 m²
011	STORAGE	3.5 m²
012	KITCHEN / LIVING	41.4 m²

APARTMENT TOTAL AREA
133.2 m²

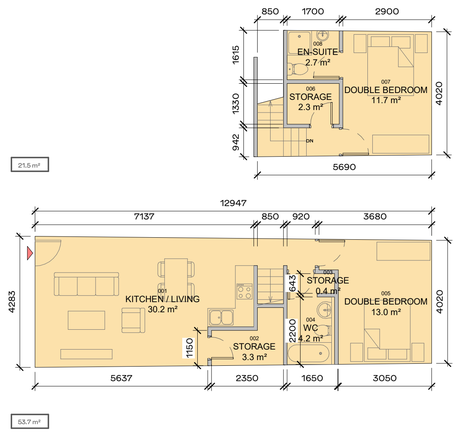

3 APARTMENT TYPE - 2B-DX2A
1:100

APARTMENT TYPE - 2B-DX2A

NO.	NAME	AREA
001	KITCHEN / LIVING	30.2 m²
002	STORAGE	3.3 m²
003	STORAGE	0.4 m²
004	WC	4.2 m²
005	DOUBLE BEDROOM	13.0 m²
006	STORAGE	2.3 m²
007	DOUBLE BEDROOM	11.7 m²
008	EN-SUITE	2.7 m²

APARTMENT TOTAL AREA
75.2 m²

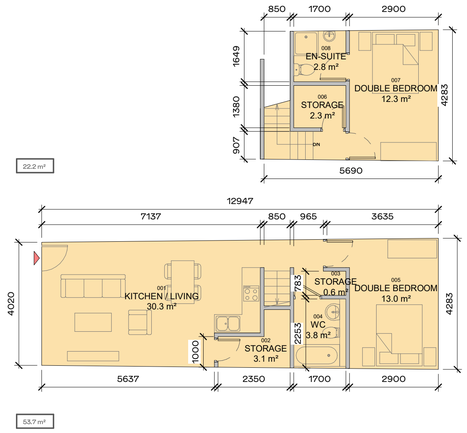

4 APARTMENT TYPE - 2B-DX2B
1:100

APARTMENT TYPE - 2B-DX2B

NO.	NAME	AREA
001	KITCHEN / LIVING	30.3 m²
002	STORAGE	3.1 m²
003	STORAGE	0.6 m²
004	WC	3.8 m²
005	DOUBLE BEDROOM	13.0 m²
006	STORAGE	2.3 m²
007	DOUBLE BEDROOM	12.3 m²
008	EN-SUITE	2.8 m²

APARTMENT TOTAL AREA
75.9 m²

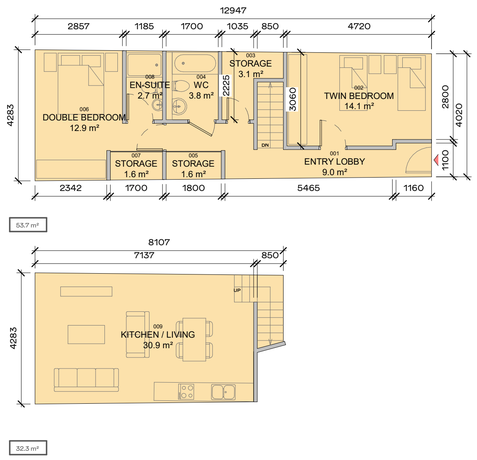

5 APARTMENT TYPE - 2B-DX3A
1:100

APARTMENT TYPE - 2B-DX3A

NO.	NAME	AREA
001	ENTRY LOBBY	9.0 m²
002	TWIN BEDROOM	14.1 m²
003	STORAGE	3.1 m²
004	WC	3.8 m²
005	STORAGE	1.6 m²
006	DOUBLE BEDROOM	12.9 m²
007	STORAGE	1.6 m²
008	EN-SUITE	2.7 m²
009	KITCHEN / LIVING	30.9 m²

APARTMENT TOTAL AREA
86.0 m²

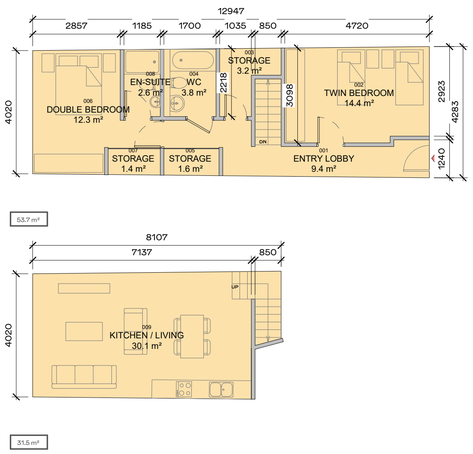

6 APARTMENT TYPE - 2B-DX3B
1:100

APARTMENT TYPE - 2B-DX3B

NO.	NAME	AREA
001	ENTRY LOBBY	9.4 m²
002	TWIN BEDROOM	14.4 m²
003	STORAGE	3.2 m²
004	WC	3.8 m²
005	STORAGE	1.6 m²
006	DOUBLE BEDROOM	12.3 m²
007	STORAGE	1.4 m²
008	EN-SUITE	2.6 m²
009	KITCHEN / LIVING	30.1 m²

APARTMENT TOTAL AREA
85.2 m²

ALL DIMENSIONS TO BE CHECKED ON SITE
NO DIMENSIONS TO BE SCALED FROM THIS DRAWING
DRAWING IS TO BE READ IN CONJUNCTION WITH RELEVANT CONSULTANTS DRAWINGS

SITE DRAWINGS LEGEND:

REFER TO BARRET MAHONY CIVIL ENGINEERING DRAWINGS FOR ALL DRAINAGE/ ROAD INFORMATION.

SURVEY INFORMATION PROVIDED BY JONES ENGINEERING ON 23.4.2019.

PLEASE REFER TO THE PAUL HOGARTH COMPANY LANDSCAPE DRAWINGS FOR ALL INFORMATION ON EXISTING AND PROPOSED TREES, MATERIAL FINISHES AND LAYOUT. ANY REFERENCE TO TREES/ HARD OR SOFT LANDSCAPING IN THIS DRAWING ARE INDICATIVE ONLY.

ALL APARTMENT TYPES SHOULD BE READ IN CONJUNCTION WITH DRAWING NO.S P1601, P1602, P1603, P1604 AND HOUSING QUALITY

REV	DATE	DESCRIPTION	CKH	DRN
P2	26/11/2019	ISSUED FOR PLANNING APPROVAL	DB	OJ
P1	05/06/2019	ISSUED FOR PAC REQUEST	DB	OJ

STATUS CODE DESCRIPTION

ISSUED FOR PLANNING APPROVAL

CLIENT
Atlas GP Limited

PROJECT
Project Claremont

DRAWING
APARTMENT TYPES
SHEET 4 OF 4

PROJECT NUMBER
950520

DATE
26/11/19

SCALE@ A1:
1 : 100

DRAWN/CHECKED:
OJ/ DB

REVISION
P2

DRAWING NUMBER
CLR-HJL-XX-XX-DR-A-1604

STATUS CODE:
A1

Henry J Lyons

Architecture + Interiors
henryjlyons.com
+353 1 888 3333
info@henryjlyons.com
51-54 Pearse Street
Dublin D02 KA66